

## BINOPTIC electronic tap

Ref. 379ENC

Mains supply



### DESCRIPTION

#### BINOPTIC electronic tap - Ref. 379ENC





Recessed electronic basin tap:  
 Independent IP65 electronic control unit.  
 230/12V mains supply with transformer.  
 Flow rate pre-set at 3 lpm at 3 bar, can be adjusted from 1.4 to 6 lpm.  
 Scale-resistant flow straightener.  
 Adjustable duty flush (pre-set flush ~60 seconds every 24 hours after last use).  
 Active, infrared presence detection, sensor at the end of the spout optimises detection.  
 Filter and solenoid valve M3/8".  
 Chrome-plated brass body.  
 Chrome-plated spout for recessed installation.  
 Anti-blocking security.  
 Spout with smooth interior and low volume of water (limits bacterial niches).  
 Suitable for people with reduced mobility.  
 30-year warranty.

### TECHNICAL CHARACTERISTICS

#### BINOPTIC electronic tap - Ref. 379ENC

|               |                        |
|---------------|------------------------|
| Supply        | 230/12V mains supply   |
| Connector     | M3/8"                  |
| Technology    | Electronic             |
| Spout length  | 200mm                  |
| Flow rate     | 3 lpm                  |
| Norms         | ACS CE W W W W W       |
| Warranty      | 30 YEAR WARRANTY       |
| Repairability | 50 YEARS REPAIRABILITY |

### ADVANTAGES

-  Exceptional water savings: 90%
-  Hygiene: no manual contact
-  LED diagnostic aids
-  Independent IP65 electronic unit

