

## BINOPTIC MIX electronic mixer

Ref. 478MCH

Battery-operated








### DESCRIPTION

**BINOPTIC MIX electronic mixer - Ref. 478MCH**





Deck-mounted electronic basin mixer:  
 Independent IP65 electronic control unit.  
 123 6V Lithium battery-operated.  
 Flow rate pre-set at 3 lpm at 3 bar, can be adjusted from 1.4 to 6 lpm.  
 Scale-resistant flow straightener.  
 Adjustable duty flush (pre-set flush ~60 seconds. every 24 hours after last use).  
 Active, infrared presence detection, sensor at the end of the spout optimises detection.  
 Chrome-plated brass body.  
 PEX flexibles with filters and solenoid valves M3/8".  
 Fixing reinforced by 2 stainless steel rods.  
 Anti-blocking security.  
 Spout with smooth interior and low volume of water (reduces niches where bacteria can develop).  
 Side temperature control with standard lever control and adjustable maximum temperature limiter.  
 Suitable for people with reduced mobility.  
 30-year warranty.

### TECHNICAL CHARACTERISTICS

**BINOPTIC MIX electronic mixer - Ref. 478MCH**

|               |   |
|---------------|---|
| Supply        | 6V battery  |
| Connector     | M3/8"   |
| Technology    | Electronic  |
| Drop height   | 110mm   |
| Spout length  | 135mm   |
| Flow rate     | 3 lpm   |
| Norms         | ACS    |
| Warranty      |    |
| Repairability |    |

### ADVANTAGES

-  Exceptional water savings: 90%
-  Hygiene: no manual contact
-  6V batteries
-  Anti-bacterial proliferation duty flush

