

TEMPOMATIC 4 electronic tap

Ref. 443406

Integrated batteries








DESCRIPTION

TEMPOMATIC 4 electronic tap - Ref. 443406

Wall-mounted electronic basin tap:
 Battery-operated with integrated 123 6V Lithium batteries.
 Reduced-stagnation solenoid valve and electronic unit integrated into the body of the tap.
 Flow rate pre-set at 3 lpm at 3 bar, can be adjusted from 1.4 - 6 lpm.
 Scale-resistant flow straightener.
 Duty flush (~60 seconds every 24 hours after last use).
 Presence detection sensor at the end of the spout optimises detection.
 Chrome-plated stainless steel body L. 130mm.
 Cap fixed in place by 2 concealed screws.
 Stopcock.
 Wall-mounted.
 Anti-blocking security.
 Suitable for people with reduced mobility.
 30-year warranty.

TECHNICAL CHARACTERISTICS

TEMPOMATIC 4 electronic tap - Ref. 443406

| | |
|--------------|---|
| Supply | 6V batteries |
| Connector | M1/2" |
| Technology | Electronic |
| Spout length | 130mm |
| Flow rate | 3 lpm |
| Norms |      |
| Warranty |  |

ADVANTAGES



Exceptional water savings: 90%



Hygiene: no manual contact



Batteries integrated into the body of the tap



Anti-bacterial proliferation duty flush

