

Pre-rinse set with mixer

Ref. G6632

With bib tap and swivelling telescopic spout





DESCRIPTION

Pre-rinse set with mixer - Ref. G6632

Complete pre-rinse set with bib tap.
 Suitable for intensive use in professional kitchens.
 Single hole deck-mounted mixer with:
 - valve head with control knobs.
 - F3/8" flexible connectors and non-return valves.
 - reinforced fixing via 2 threaded rods and back-nuts.
 Bib tap with:
 - telescopic, swivelling spout L. 200 - 290mm with 20 lpm flow rate at the outlet.
 - valve head with control knob.
 White hand spray with adjustable jet and 9 lpm flow rate at the outlet (ref. 433000).
 Scale-resistant hand spray and shock-resistant tip.
 White, reinforced, food-grade flexible hose L. 0.95m.
 3/4" brass column.
 Adjustable wall bracket.
 Stainless steel spring guide.
 30-year warranty.

TECHNICAL CHARACTERISTICS

Pre-rinse set with mixer - Ref. G6632

Connector	F3/8"
Height	1075 - 1195mm
Drop height	310 - 550mm
Flow rate	20 lpm with the bib tap; 9 lpm via the hand spray
Width to the wall	35 - 162mm
Finish	Chrome-plated brass
Norms	ACS  
Warranty	
Repairability	



ADVANTAGES



Rapid fill: full flow rate 20 lpm



Increased resistance: water-free valve heads



Telescopic, swivelling rapid-fill spout



Anti-torsion rotating nut and PVC sheath

