

Pre-rinse set with mixer

Ref. 5625

With bib tap and swivelling telescopic spout





DESCRIPTION

Pre-rinse set with mixer - Ref. 5625

Complete pre-rinse set with bib tap.
 Single hole deck-mounted mixer with slimline control lever.
 Suitable for intensive use in professional kitchens.
 Supplied with F3/8" flexible hoses and non-return valves.
 Bib tap with swivelling, tubular spout L. 200mm.
 - 16 lpm full flow rate achieved within 90° turn.
 - valve head with reinforced mechanism and ergonomic control.
 Black hand spray with adjustable jet and 9 lpm flow rate at the outlet (ref. 433010).
 Scale-resistant hand spray with shock-resistant tip.
 Reinforced, food-grade black flexible hose L. 0.95m.
 3/4" brass column.
 Adjustable wall bracket.
 Stainless steel spring guide.
 30-year warranty.

TECHNICAL CHARACTERISTICS

Pre-rinse set with mixer - Ref. 5625

Connector	F3/8"
Height	1105 - 1225mm
Drop height	340 - 580mm
Flow rate	Bib tap 16 lpm; 9 lpm via the hand spray
Width to the wall	35 - 162mm
Finish	Chrome-plated brass
Norms	ACS  
Warranty	
Repairability	



ADVANTAGES



Anti-torsion rotating nut and PVC sheath



Comfort: ergonomic control, swivelling spout



Rapid-fill: full flow rate within the first 90°



Hygiene: PVC flexible, scale-resistant spray

