

## Single hole mixer - 100 lpm

Ref. 5610

Mixer with high flow rate for plunge sinks




### DESCRIPTION

Single hole mixer - 100 lpm - Ref. 5610

Deck-mounted single hole mixer for professional catering.  
 Mixer for plunge sinks with swivelling, tubular spout H. 315mm L. 300mm.  
 Star-shaped, brass flow straightener.  
 Water-free guided valve heads with reinforced mechanisms.  
 Shock-resistant, ergonomic ball levers.  
 Flow rate 100 lpm at 3 bar suitable for plunge sinks.  
 Full flow rate within half a turn.  
 Spout with smooth interior.  
 Chrome-plated brass body and spout.  
 Soldered copper pipe water inlets.  
 Reinforced fixings.  
 Suitable for intensive use in professional kitchens.  
 30-year warranty.

### TECHNICAL CHARACTERISTICS

Single hole mixer - 100 lpm - Ref. 5610

Height	385mm
Drop height	315mm
Spout length	300mm
Flow rate	100 lpm
Finish	Chrome-plated brass
Norms	ACS 
Warranty	
Repairability	



### ADVANTAGES



Rapid fill: flow rate 100 lpm at 3 bar



Shock-resistant control levers for intensive use



Brass body and spout suitable for intensive use



Maximum hygiene: spout with smooth interior

