

## Mechanical mixer for basins

Ref. 2565T1

Single hole, single control tall mixer with ceramic cartridge








### DESCRIPTION

**Mechanical mixer for basins - Ref. 2565T1**

Deck-mounted mechanical basin mixer.  
 Single hole, single control mixer with fixed spout H. 165mm L. 140mm.  
 Tall mixer with BIOSAFE hygienic outlet suitable for fitting a BIOFIL point-of-use filter.  
 Ø 35mm classic ceramic cartridge with pre-set maximum temperature limiter.  
 Body and spout with smooth interiors (reduces bacterial development).  
 Thermal shocks are easy to undertake without removing the control lever or shutting off the cold water supply.  
 Flow rate regulated at 5 lpm.  
 Chrome-plated brass body and base.  
 Hygiene control lever L. 185mm requires no manual contact.  
 F3/8" PEX flexibles.  
 Reinforced fixings via 2 stainless steel rods.  
 Mechanical mixer ideal for healthcare facilities, retirement and care homes, hospitals and clinics.  
 Single hole mixer suitable for people with reduced mobility.  
 Mixer with 30-year warranty.





### TECHNICAL CHARACTERISTICS

**Mechanical mixer for basins - Ref. 2565T1**

Connector	F3/8"
Height	291mm
Drop height	165mm
Spout length	140mm
Flow rate	5 lpm
Temperature limiter	Yes
Finish	Chrome-plated brass
Norms	    
Warranty	
Repairability	



### ADVANTAGES

- 
 Hygiene: smooth interiors reduce bacteria
- 
 Thermal shock without removing the control lever
- 
 Pre-set maximum temperature limiter
- 
 No manual contact thanks to Hygiene control lever

