

Electronic sink mixer

Ref. 20164T4

Single hole infrared tall mixer with swivelling spout



DESCRIPTION

Electronic sink mixer - Ref. 20164T4





Deck-mounted electronic sink mixer.
 Electronic mixer with high, swivelling spout H. 305mm L. 250mm.
 Independent IP65 electronic control unit.
 Mains supply with 230/12V transformer.
 Body and spout with smooth interiors (reduces bacterial development).
 Adjustable duty flush, pre-set flush for approximately 60 seconds every 24 hours after the last use, to prevent stagnation in the water supply if the system is not used for prolonged periods.
 Flow rate limited to 9 lpm at 3 bar.
 Shock-resistant infrared presence detection sensor.
 Chrome-plated solid brass body and spout with reinforced fixing via 2 stainless steel rods.
 Hygiene lever L. 100mm controls temperature.
 Supplied with PEX flexibles with and M3/8" solenoid valves.
 Anti-blocking security.
 Solenoid valves are upstream of the mixing chamber.
 Single hole mixer ideal for healthcare facilities, retirement and care homes, hospitals and clinics.
 Suitable for people with with reduced mobility.
 30-year warranty.
 Two shut-off options:
 - standard mode: timed flow with automatic shut-off;
 - ON/OFF mode - user shuts off flow voluntarily or automatic shut-off after 30 minutes.
 Thermal shocks are possible.
 Position the sensor on the side of the mixer in the ON/OFF mode.

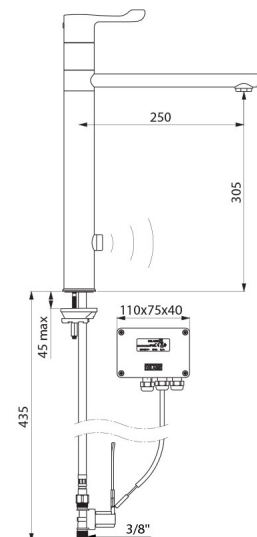
TECHNICAL CHARACTERISTICS

Electronic sink mixer - Ref. 20164T4

Connector	M3/8"
Technology	Electronic mixer
Height	420mm
Drop height	305mm
Spout length	250mm
Flow rate	9 lpm
Finish	Chrome-plated brass
Norms	ACS CE EN12942 ISO9001

ADVANTAGES

-  Automatic anti-bacterial proliferation duty flush
-  No manual contact: infrared sensor
-  Hygiene: smooth interior reduces bacteria
-  Water saving: split delivery



Warranty



Repairability

