

TEMPOMATIC MIX PRO electronic mixer

Ref. 495253

Mains supply






DESCRIPTION

TEMPOMATIC MIX PRO electronic mixer - Ref. 495253

Deck-mounted electronic basin mixer:
Independent IP65 electronic control unit.
230/12V mains supply with transformer.
Flow rate pre-set at 4 lpm at 3 bar, can be adjusted from 1.4 - 6 lpm.
Scale-resistant flow straightener.
Adjustable duty flush (pre-set flush ~60 seconds every 24 hours after last use).
Shock-resistant infrared presence detection sensor.
Chrome-plated solid brass body with fixing reinforced by 2 stainless steel rods.
PEX flexibles with filters and solenoid valves M $\frac{3}{8}$ ".
360° swivelling spout with smooth interior (reduces bacterial development).
Removable spout for cleaning.
Anti-blocking security.
Side temperature control with ergonomic long lever and adjustable maximum temperature limiter.
Solenoid valves upstream of the mixing chamber.
Suitable for people with reduced mobility.
30-year warranty.
Two shut-off options on 230/12V models:
Standard mode: timed flow with automatic shut-off.
ON/OFF mode: user shuts off flow voluntarily or automatic shut-off after 30 minutes of flow.
Thermal shocks are possible.

TECHNICAL CHARACTERISTICS

TEMPOMATIC MIX PRO electronic mixer - Ref. 495253

| | |
|--------------|---|
| Supply | 230/12V mains supply |
| Connector | M3/8" |
| Technology | Electronic |
| Drop height | 310mm |
| Spout length | 200mm |
| Flow rate | 4 lpm |
| Norms | ACS     |
| Warranty |  |



ADVANTAGES



Exceptional water savings: 85%



Hygiene: no manual contact



Multiple modes of operation



Independent IP65 electronic control unit

