

## Mechanical basin mixer

Ref. 2221L

Single hole mechanical mixer H. 60mm, L. 100mm







### DESCRIPTION

Mechanical basin mixer - Ref. 2221L





Deck-mounted mechanical basin mixer.  
 Single hole mechanical mixer H. 60mm L. 100mm with hygienic flow straightener.  
 Ø 35mm classic ceramic cartridge with pre-set maximum temperature limiter.  
 Flow rate regulated at 5 lpm.  
 Hygiene control lever.  
 Without pop-up waste.  
 PEX flexibles F3/8".  
 Reinforced fixing.  
 Mechanical mixer ideal for healthcare facilities, retirement and care homes, hospitals and clinics.  
 Single hole mixer suitable for people with reduced mobility.  
 Mixer with 30-year warranty.

### TECHNICAL CHARACTERISTICS

Mechanical basin mixer - Ref. 2221L

Connector	F3/8"
Drop height	60mm
Spout length	100mm
Flow rate	5 lpm
Temperature limiter	Yes
Finish	Chrome-plated brass
Norms	ACS  
Warranty	
Repairability	

### ADVANTAGES

-  Pre-set maximum temperature limiter
-  Hygiene lever: no manual contact
-  Water saving: flow rate regulated at 5 lpm
-  Increased resistance: reinforced fixing

