

Mechanical basin mixer

Ref. 2220L

Single hole mechanical mixer H. 60mm, L. 100mm







DESCRIPTION

Mechanical basin mixer - Ref. 2220L





Deck-mounted mechanical basin mixer.
 Single hole mechanical mixer H. 60mm L. 100mm with hygienic flow straightener.
 Ø 35mm classic ceramic cartridge with pre-set maximum temperature limiter.
 Flow rate regulated to 5 lpm at 3 bar.
 Hygiene control lever L. 150mm.
 With 1 1/4" pop-up waste in polypropylene.
 PEX flexibles F3/8".
 Reinforced fixing.
 Mechanical mixer ideal for healthcare facilities, retirement and care homes, hospitals and clinics.
 Single hole suitable for people with reduced mobility.
 Mixer with 30-year warranty.

TECHNICAL CHARACTERISTICS

Mechanical basin mixer - Ref. 2220L

Connector	F3/8"
Drop height	60mm
Spout length	100mm
Flow rate	5 lpm
Temperature limiter	Yes
Finish	Chrome-plated brass
Norms	ACS  
Warranty	
Repairability	

ADVANTAGES

-  Pre-set maximum temperature limiter
-  Hygiene lever: no manual contact
-  Water saving: flow rate regulated at 5 lpm
-  Increased resistance: reinforced fixing

