

Mechanical basin mixer

Ref. 2220L

Single hole mechanical mixer H. 60mm, L. 100mm





DESCRIPTION

Mechanical basin mixer - Ref. 2220L

Deck-mounted mechanical basin mixer.
Single hole mechanical mixer H. 60mm L. 100mm with hygienic flow straightener.
Ø 35mm classic ceramic cartridge with pre-set maximum temperature limiter.
Flow rate regulated to 5 lpm at 3 bar.
Hygiene control lever L. 150mm.
With 1 1/4" pop-up waste in polypropylene.
PEX flexibles F3/8".
Reinforced fixing.
Mechanical mixer ideal for healthcare facilities, retirement and care homes, hospitals and clinics.
Single hole suitable for people with reduced mobility.
Mixer with 30-year warranty.

TECHNICAL CHARACTERISTICS

Mechanical basin mixer - Ref. 2220L

| | |
|---------------------|-----------------------------------------------------------------------------------------------------------------------------------------------------------------------------|
| Connector | F3/8" |
| Drop height | 60mm |
| Spout length | 100mm |
| Flow rate | 5 lpm |
| Temperature limiter | Yes |
| Finish | Chrome-plated brass |
| Norms | ACS   |
| Warranty |  |
| Repairability |  |



ADVANTAGES



Pre-set maximum temperature limiter



Hygiene lever: no manual contact



Water saving: flow rate regulated at 5 lpm



Increased resistance: reinforced fixing

