

## Mechanical basin mixer

Ref. 2221

Single hole mechanical mixer H. 60mm, L. 100mm








### DESCRIPTION

#### Mechanical basin mixer - Ref. 2221

Deck-mounted mechanical basin mixer.  
 Single hole mechanical mixer H. 60mm L. 100mm fitted with a hygienic flow straightener.  
 Ø 35mm classic ceramic cartridge with pre-set maximum temperature limiter.  
 Flow rate regulated at 5 lpm at 3 bar.  
 Sculptured control lever.  
 Without pop-up waste.  
 PEX flexibles F3/8".  
 Reinforced fixing.  
 Mechanical mixer ideal for healthcare facilities, retirement and care homes, hospitals and clinics.  
 Single hole suitable for people with reduced mobility.  
 Mixer with 30-year warranty.

### TECHNICAL CHARACTERISTICS

#### Mechanical basin mixer - Ref. 2221

Connector	F3/8"
Drop height	60mm
Spout length	100mm
Flow rate	5 lpm
Temperature limiter	Yes
Finish	Chrome-plated brass
Norms	ACS   
Warranty	
Repairability	

### ADVANTAGES



Pre-set maximum temperature limiter



Ergonomic: sculptured lever is easy to grip



Water saving: flow rate regulated at 5 lpm



Increased resistance: reinforced fixing

