

## Toilet brush set with lid

Ref. 4050S

Floor-standing model






### DESCRIPTION

Toilet brush set with lid - Ref. 4050S



Toilet brush set with lid.  
 Robust toilet brush set.  
 Floor-standing model.  
 Bacteriostatic polished satin 304 stainless steel.  
 Easy to clean: plastic bowl can be removed from above.  
 Plastic bowl with reservoir: avoids toilet brush sitting in residual water and reduces the risk of splashing when next used.  
 Toilet brush automatically centres itself in the holder.  
 Stainless steel thickness: 1mm.  
 Dimensions: Ø 90 x 410mm.  
 30-year warranty.

### ADVANTAGES

-  304 stainless steel: reduces bacterial development
-  Easy cleaning: removable bowl with reservoir
-  Suitable for intensive use in public buildings

### TECHNICAL CHARACTERISTICS

Toilet brush set with lid - Ref. 4050S

Height	410mm
Width	Ø 90mm
Thickness	1mm
Finish	Polished satin 304 stainless steel
Norms	
Warranty	
Repairability	