

Stainless steel drop-down rail, satin, L. 850mm

Ref. 510164S

UltraSatin polished satin stainless steel



DESCRIPTION

Stainless steel drop-down rail, satin, L. 850mm - Ref. 510164S





Drop-down grab bar Ø 32mm, for people with reduced mobility.
 Drop-down grab bar for WCs or showers.
 Allows side access in the raised position.
 In the lowered position use as a grab bar, for standing up and assisting movement.
 Retained in upright position. Slowed down descent.
 Drop-down grab bar made from bacteriostatic 304 stainless steel.
 Stainless steel with UltraSatin polished satin finish, non-porous uniform surface for easy maintenance and hygiene.
 Fixings concealed by a 4mm thick 304 stainless steel cover plate.
 Supplied with stainless steel screws for concrete walls.
 Dimensions: 850 x 230 x 105mm.
 Tested to over 200kg. Maximum recommended user weight 135kg.
 30-year warranty.
 CE marked.

TECHNICAL CHARACTERISTICS

Stainless steel drop-down rail, satin, L. 850mm - Ref. 510164S

Height	230mm
Length	850mm
Width	105mm
Diameter	32mm
Finish	304 stainless steel UltraSatin polished satin
Norms	 
Warranty	

ADVANTAGES

-  304 stainless steel: reduces bacterial development
-  Tested to over 200kg
-  UltraSatin: smooth surface, easy to clean
-  Diameter adapted for an optimal grip

